

ENGLISH



NEW ROADS TO ENGLISH
fourth grade

NEW ROADS TO ENGLISH

cuarto grado

Dra. C. Isora J. Enríquez O'Farrill

M. Sc. Mayda Ramos Alemán

M. Sc. Nadayky Hidalgo Alfonso

Lic. Tamara Armenteros Alcee



Colaborador:

- Lic. Julián Hernández Angulo

Edición:

- Lic. Aldo R. Gutiérrez Rivera

Diseño, cubierta, ilustración y emplane:

- Instituto Superior de Diseño

Corrección:

- Claudia Ribalta Contreras

Instituto Superior de Diseño:

Anelís Simón Sosa • María Paula Lista Jorge • Sara Sofía Delgado Méndez • Isell Rodríguez Guerra • Daniela Domínguez Ramírez • Amanda Serrano Hernández • Rocío de la C. Ruiz Rodríguez • Evelio de la Sota Ravelo • Ana Laura Seco Abreu • Arianna Ruenes Torres • Reynier Polanco Somohano • Celia Carolina Céspedes Pupo • Elizabeth Diana Fajardo Céspedes • Laura Rosa Almero Fong • Elizabeth Blanco Galbán • Laura Reynaldo Jiménez • Daniela Arteaga Martínez • Daniela Alpízar Céspedes • Roberto Pérez Curbelo • Ariel Abreu Ulloa • M. Sc. Maité Fundora Iglesias • Dr. C. Ernesto Fernández Sánchez • D.I. Eric Cuesta Machado • D.I. Julio Montesino Carmona

© Mayda Ramos Alemán y coautores, Cuba, 2023

© Editorial Pueblo y Educación, 2023

ISBN 978-959-13-4407-6 (Versión impresa)

ISBN 978-959-13-4424-3 (Versión digital)

EDITORIAL PUEBLO Y EDUCACIÓN

Ave. 3.ª A No. 4601 entre 46 y 60,
Playa, La Habana, Cuba. CP 11300.
epe@enet.cu

CONTENTS

| | |
|---|------------|
| AL ALUMNO | 1 |
| UNIT 1. Coming back to school! | 3 |
| UNIT 2. My toys | 20 |
| UNIT 3. Jobs | 44 |
| UNIT 4. My body | 65 |
| UNIT 5. Review | 79 |
| UNIT 6. Nationalities | 88 |
| UNIT 7. The way I dress | 105 |
| UNIT 8. Let's practice | 118 |

Al alumno

Soñar que todos los educandos tengan las mismas oportunidades educativas y logren mejorar el aprendizaje del inglés es uno de los objetivos de este cuaderno. Está estructurado en unidades que contienen imágenes, ejercicios, juegos y canciones, los cuales te permitirán, de una manera práctica y entretenida, avanzar en el aprendizaje del idioma inglés, guiado por tu maestro, con la colaboración de tus compañeros y familiares durante el estudio individual.

El cuaderno cuenta con varias secciones. A continuación, te explicamos cada una de ellas:

- Sección **Breaking the ice**: actividades que te sirven de base para recordar lo aprendido y prepararte para aprender el nuevo contenido.
- Sección **What's new**: nuevo contenido, vocabulario, así como nuevas formas de expresar las ideas.
- Sección **Let's practice**: para practicar la expresión oral y escrita, la lectura y la escucha, mediante juegos, canciones y ejercicios, que van desde muy simples hasta de mayor complejidad.
 - Subsección **Speaking**: actividades que te permiten practicar la expresión oral en situaciones muy cercanas a la vida cotidiana.
 - Subsección **In black and white**: ejercicios para ejercitar la expresión escrita, y así, al finalizar la unidad, puedas redactar oraciones y textos muy sencillos relacionados con las temáticas que estudias. Este resulta un momento importante para fortalecer la relación sonido-grafía, ya que, como

bien sabes, en inglés existen diferencias entre la escritura de las palabras y su pronunciación.


- Subsección Listening: canciones y textos para desarrollar la habilidad de escuchar y reforzar lo aprendido, mientras disfrutas de la música.
- Subsección Time to read!: para que leas textos muy sencillos, y mejores tus estrategias y hábitos de lectura, tanto en inglés como en tu lengua materna.
- Sección Reflecting on language: te ayuda a comprender aspectos muy específicos de la lengua inglesa, a los que debes prestar atención para poder expresarte y escribir correctamente.
- Sección To learn more: curiosidades y contenidos que te permiten ampliar conocimientos.
- Sección Project work: te ofrece muchas posibilidades para usar el idioma de forma creativa, investigar y relacionar lo aprendido con la vida diaria y con lo que has estudiado en el resto de las asignaturas; también, crear tu Cuaderno Personal de Inglés (Personal English Booklet), en el que además de poner tus trabajos puedes escribir nuevas palabras y frases de interés.
- Sección Self evaluation: para autoevaluar cuánto has aprendido y qué contenidos debes seguir estudiando con mayor sistematicidad, porque aún presentas dificultades.

Esperamos que este cuaderno te ofrezca una propuesta interesante y te facilite el tránsito con éxito en el aprendizaje del idioma inglés, durante el cuarto grado, y te motive a seguir aprendiendo en el próximo curso.

Gracias

UNIT 1

Coming back to school!



En esta unidad recordarás lo aprendido en tercer grado para:

- conocer y producir los diferentes saludos apropiadamente;
- brindar información sobre el nombre y la edad;
- identificar las letras del alfabeto para deletrear las palabras, y
- describir a los miembros de la familia, los amigos, los objetos escolares que utilizas cotidianamente y tus mascotas o animales preferidos, y sus cuidadores.



Breaking the ice

1. Sing with your teacher the song *John Brown*. Color the numbers you hear in the song.

| | | | | | |
|---|----|----|---|---|----|
| 1 | 4 | 12 | 7 | 2 | 9 |
| 3 | 11 | 5 | 8 | 6 | 10 |

2. Practice this conversation with your partner:

A: How old are you?

B: I'm _____ years old.



Let's practice



Speaking

3. Observe the words and repeat them after your teacher.

| | | |
|-------------|--------------|--------|
| school bag | English book | pencil |
| pencil case | ruler | eraser |
| notebook | snack bag | |

- a) Tell the group the color of your school objects, use the elements given. *Example:* This is my school bag. It is blue.
- b) Practice this conversation with your partner:

A: What is your favorite color?

B: My favorite color is _____.



Reflecting on language

Recuerda

Utilizas **this** cuando tienes el objeto en la mano o lo tocas con el dedo índice, porque está muy cerca de ti.

Utilizas **that** cuando señalas el objeto, porque está lejos de ti.

4. Ernesto and Matthew meet at the school. Listen to the conversation and follow the teacher's instructions.

Ernesto: Hello. You are a new student! What's your name?

Matthew: My name is Matthew. Yes, I'm the new student

Ernesto: How do you spell your name?

Matthew: M-A-T-T-H-E-W. Matthew. What is your name?

Ernesto: I am Ernesto. Welcome to our class, Matthew.

Matthew: Nice to meet you, too.

Ernesto: Nice to meet you, Matthew.

5. Remember the alphabet and practice with your partner:

A B C D E F G H I
J K L M N O P Q R
S T U V W X Y Z

- a) Practice with your partner. Spell the words from the list:

brown: b-r-o-w-n

white: w-h-i-t-e

yellow: y-e-l-l-o-w

scissors: s-c-i-s-s-o-r-s

eraser: e-r-a-s-e-r

notebook: n-o-t-e-b-o-o-k

Alex: A-l-e-x

Betty: B-e-t-t-y

Fred: F-r-e-d

b) Practice the conversation:

A: What's your name?

B: My name's _____.







A: How do you spell your name?

B: _ _ _ _ _ .

6. Identify the animals and color the pictures:

fish-bird-horse-cat-chicken-dog

dog-chicken-fish-horse-bird-cat



a) Practice with your partner. See the example. *Example:*

This is a cat. It is yellow and small. Its name is Milin.

b) Practice with your partner:

A: Do you have a pet?







B: Yes, I do. I have a _____.

A: What is it like?

B: It is _____. I love my pet.

7. Match the picture and the adjective. Practice with your partner.
Example: This is my friend. He is fat.

fat young thin short tall old



8. Bring to class a photo of some members of your family. Describe the members of your family. Observe the example:

This is my mother. Her name is _____. She is _____ years old.

She is _____ and _____. Her favorite color is _____.

9. Ask the following questions to your partner. Practice the conversation.

- a) What's your name?
- b) How do you spell your name?
- c) How old are you?
- d) What's your favorite color?
- e) What color is your school bag?
- f) What is your pet like?



In black and white

10. Match column A with column B.

A

- a) What's your name?
- b) Do you like pets?
- c) How old are you?
- d) Can you spell your name, please?
- e) What color is your pencil?
- f) What's does your mother look like?

B

- ___ I'm 10 years old.
- ___ My name is George.
- ___ G - E - O - R - G - E
- ___ It is blue.
- ___ She is tall and fat.
- ___ Yes, I do.

11. Tick (X) true or false? Observe the object the teacher shows.

| Descriptions | True | False |
|---------------------------|------|-------|
| The pencil is red. | | |
| The ruler is yellow. | | |
| The school bag is black. | | |
| The pencil case is brown. | | |
| The eraser is white. | | |

12. Complete with your real information.

Descriptions:

My pencil is _____.

My ruler is _____.

My school bag is _____.

My pencil case is _____.

My eraser is _____.

13. Complete the following minidiálogos and practice them.

a) **Henry:** Hello, David! _____?

David: Hello, Henry! I am very well, thank you.

Henry: _____, David?

David: I am 8 years old.

b) **Rick:** _____?

Roland: My name is Roland. What is your name?

Rick: _____ Rick.

Roland: _____?

Rick: R-I-C-K.

Roland: Thank you. See you Rick.

Rick: _____ Roland.

c) **Philip:** _____, Anna?

Anna: I'm fine. How are you?

Philip: _____.

14. Complete the dialogues. Use the list.

List: small - blue - school bag

Elena: Is this your _____, Ralph?

Ralph: No, it is not. This is red and _____.

Elena: Oh, I'm sorry. Here it is. The _____ one.

List: blue - big - ruler - color

Linda: Look! This is my new _____.

Andy: It is really _____.

Linda: It is _____. This is my favorite _____.

15. Observe the picture. Write the question and the answer.

A: What is this?



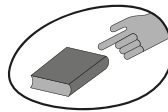
A: _____

B: This is a pen.

B: _____



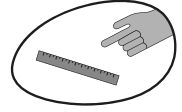
A: What is this?




A: _____


B: This is a pen.

B: _____



16. Observe the pictures. Write sentences using this or that.





| | | |
|------|-----------------------|------|
| name | favorite color | pets |
| age | members of the family | |

[illegible]

18. Let's play! Train your memory. Fill in the chart.

| | Colors | School objects | Members of the family | Pets | Numbers |
|---|--------|----------------|-----------------------|------|---------|
| 1 | | | | | |
| 2 | | | | | |
| 3 | | | | | |
| 4 | | | | | |

19. Look around and answer:

- a) What color is the board? _____
- b) What color is your pencil? _____
- c) What color is your English workbook? _____
- d) What color is the door? _____
- e) What color is your uniform? _____
- f) What color is your neckerchief? _____

20. Observe the list. Complete the sentences.

List: uniform - name - school - years - new

- a) My _____ is Matthew.
- b) I am 9 _____ old.
- c) I love my _____.
- d) This is my _____ book.
- e) My _____ is red and white.

21. Help Andrea to complete the email to a TV program.

My _____ is Andrea and I am _____ years old. My favorite color is _____. I study at Mariana Grajales Primary School and my teacher's name is Ana. I like _____ very much. My school is _____ and _____.

22. Write a similar email to a friend.

23. How much do you remember? Write a text. The questions can help you.

- a) What is your name?
- b) How old are you?
- c) What school are you in?
- d) What is your English teacher's name?
- e) What is your favorite color?
- f) Is your neckerchief blue or red?
- g) What color is your uniform?
- h) Do you like school?



Listening

Pre-listening activities

24. Test your memory: Look around and tell five school objects you see on your desk.

Listening activities

25. Listen to the song again and tick X the words or phrases you hear:

| | |
|------------|------------------|
| ___ pencil | ___ ruler |
| ___ pen | ___ colors |
| ___ marker | ___ door |
| ___ chair | ___ you stand up |

26. Listen to the song and complete it.

Pencil, scissors, you stand up.

_____, crayons, take your bag.

_____, table, marker, board,

chair, eraser, _____ and door.

Pencil, scissors, you stand up.

Ruler, crayons, take your _____.

Colors, table, _____, board,

chair, _____, book and door.

After-listening activities

27. Let's sing together!

28. Sing with your group.



Time to read!



Good morning! My name is Marlon Brito. I am nine years old. I am very happy because I am back to school again. I like my school! It is big and green. My new teacher of English is 20 years old and her name is Lisa Montero. My classmates and I have new books, pencils and school bags. My uniform is red and white. It is new and beautiful. I love my school very much.

29. Write true (T) or false (F) in each case.

| | T | F |
|------------------------------|-------|-------|
| a) Marlon is fine. | _____ | _____ |
| b) Marlon is at home. | _____ | _____ |
| c) Marlon loves school. | _____ | _____ |
| d) The teacher is young. | _____ | _____ |
| e) Marlon has a new uniform. | _____ | _____ |



To learn more

We use the word siblings to refer to brothers and sisters.

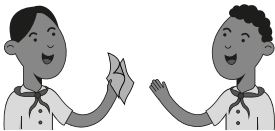
Example: Do you have siblings?

I have three siblings. A brother and two sisters.



Project work

30. Prepare a post with a photo of your family and write a text about you and your family.



Self evaluation

31. Answer these questions about yourself.


a) How are you? _____

b) What is your name? _____

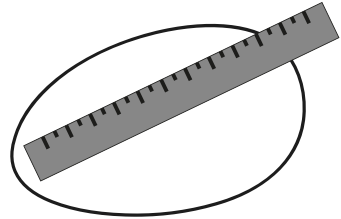
- c) How old are you? _____
- d) What is your favorite color? _____
- e) What color is your table? _____
- f) How do you spell your name? _____
- g) What do your parents look like? _____

32. Look! Then, answer the questions.

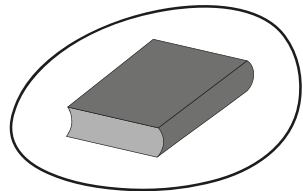
a) Is that a pencil?



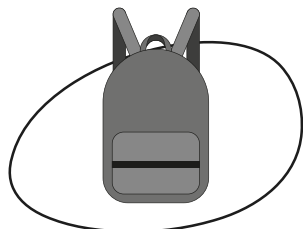
b) What is this?



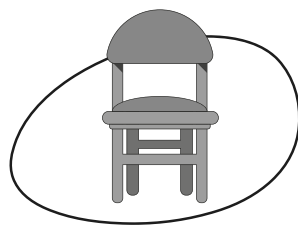
c) Is this an eraser or a book?



d) Is this a pen?



e) Is that a chair or a table?



33. Dictation. Listen to your teacher and write.

34. Color the numbers according to the color given in each item.

10

9

3

20

5

16

7

18


- a) Number ten is red.
- b) Number nine is green.
- c) Number three is black.
- d) Number twenty is yellow.
- e) Number five is brown.
- f) Number sixteen is blue.
- g) Number seven is orange.
- h) Number eighteen is pink.

35. After I finish this unit:

| | Yes | No |
|--------------------------------------|-----|----|
| I can ask and answer my name. | | |
| I can ask how old a person is. | | |
| I can answer how old I am. | | |
| I can identify the colors. | | |
| I can describe a person. | | |
| I can sing a new song in English. | | |
| I can write a simple text correctly. | | |

UNIT 2

My toys




En esta unidad aprenderás a:


- identificar y nombrar tus juguetes preferidos;
- describir tus juguetes preferidos;
- conversar sobre tus juguetes, y
- cantar una nueva canción.



Breaking the ice


1. Group the pictures in the correct set. Select your favorite.





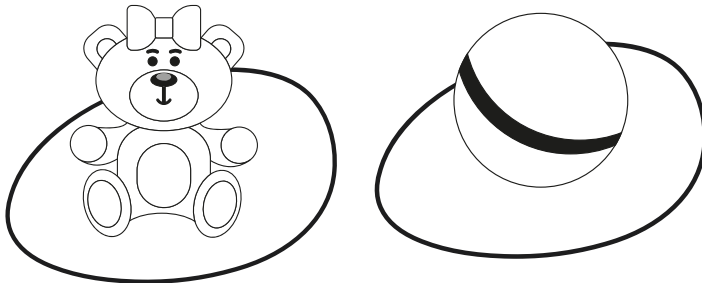
What's new



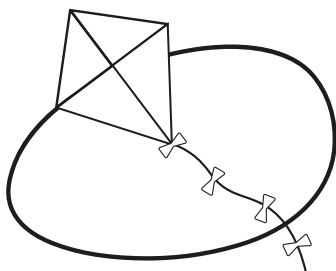
2. Observe the pictures and repeat after your teacher.



3. Color the following toys. Tell the color to the class.




Example: The ball is _____.

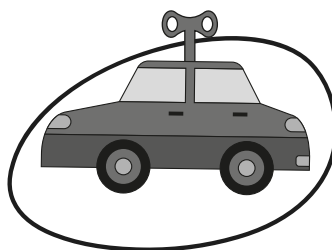
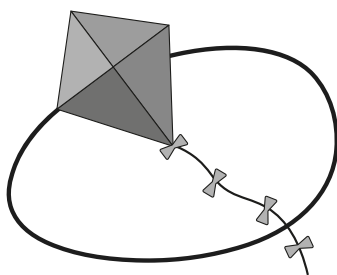




4. Describe the toys with the help of your teacher. Use the adjectives: big, small, new, old, beautiful.


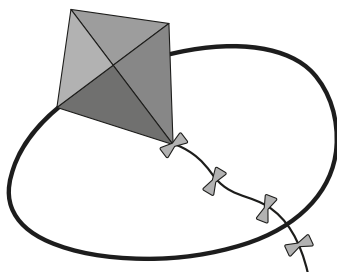
Example: The bike is blue. It is big. It is new.





5. Listen to the conversation and follow the teacher instructions.

Conversation 1



Emilio, Andrea y Matthew are at the store.

Emilio: What a beautiful store! My favorite toy is the skate. What is your favorite toy, Matthew?

Matthew: My favorite toy is the kite. I like kites. I prefer big kites.

Emilio: What toy do you prefer, Andrea?

Andrea: I prefer dolls. They are beautiful and pretty. I prefer the small doll.


6. Select the correct answer.
The conversation is about:

___ School

___ Toys

___ Family

Conversation 2



Matthew and Emilio are talking.

Emilio: Look at this picture, Matthew. This is my brother.

Matthew: What is your brother's name?

Emilio: Alberto.

Matthew: What is his favorite toy?

Emilio: His favorite toy is the bike. He has a new bike. It is big and blue.

Matthew: Oh. I like cars. I have three cars, they are small. What is your sister's favorite toy?

Emilio: Her favorite toy is the ball. She has an old and beautiful ball. It is big.

7. Select the correct answer:
Matthew and Emilio are talking about:

☐ Favorite pets
☐ Favorite toys
☐ Favorite colors



Reflecting on language

Remember

| Personal pronoun | Possessive adjective | Example |
|------------------|----------------------|--|
| I | My | I have a bike. My bike is new. |
| You | Your | You have a new scooter. It is green. |
| He | His | He likes kites. His kite is big. |
| She | Her | She has a doll. Her doll is very pretty. |
| They | Their | They have marbles. Their marbles are blue, red and yellow. |
| We | Our | We have many toys. Our toys are new and old. |
| It | Its | It is my teddy bear. Its name is Kitty. |

Learn these questions:

- What toy do you like?
- What toy do you prefer?
- Do you like...?
- What is your favorite toy?



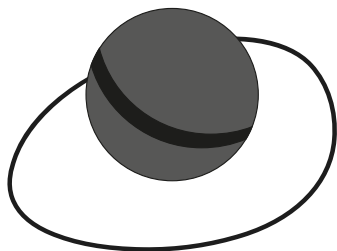

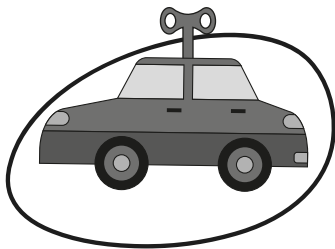
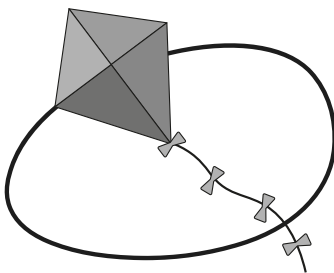

Let's practice



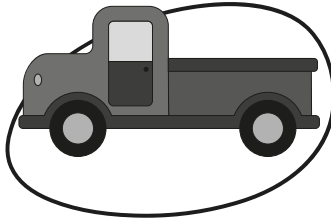
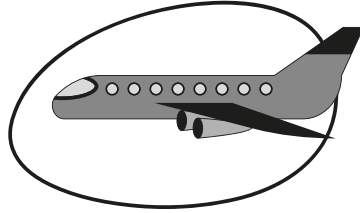

Speaking

8. Match the name with the toy. Then practice.

Example: It is a doll. I like the doll.



9. Observe the pictures and say the name of these toys.
Describe them.



10. Select the correct word to complete the sentences and repeat them after your teacher.

a) I like to play with my _____.

- yo-yos
- hello
- ten

b) What is your _____ toy?

- prefer
- favorite
- dolls

c) _____ favorite toy is the scooter.

- This
- Like
- His

11. Organize the name of these toys and draw them.



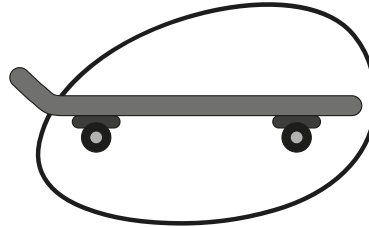

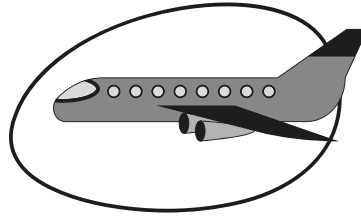
| setkas | k bie | ldols | s mblare |
|--------|-------|-------|----------|
| | | | |

12. Practice with your partner the following conversation.

Example:

A: Do you like airplanes?

B: Yes, I do or No, I don't.



13. Find in the puzzles the name of different toys. Observe the list.

| | | | | | | | |
|---|---|---|---|---|---|---|---|
| A | L | R | L | E | L | F | S |
| L | M | A | K | L | O | U | C |
| L | L | S | I | S | A | I | O |
| E | E | R | L | K | L | B | O |
| W | S | L | S | R | A | C | T |
| Q | O | K | I | T | E | T | E |
| D | Y | R | U | B | K | K | R |
| G | T | R | U | A | I | E | Q |
| H | Y | A | G | Y | B | O | W |
| S | E | L | B | R | A | M | C |
| N | N | D | R | U | M | Z | A |
| B | A | L | L | J | P | M | R |

- ball
- scooter
- car
- kite
- marbles
- doll
- bike

a) Practice the conversation with your partner.

A: What is your favorite toy?

B: My favorite toy is _____

b) Dramatize in front of the group.

14. Complete the following dialogue, practice with your partner and change the role.

A: _____?

B: My favorite toy is my _____.

A: What color is it?

B: _____. What is your favorite toy?

A: My _____. It's _____.

15. Bring some toys to the class. Be ready to describe them.



In black and white

16. Arrange the sentences correctly.

a) yo-yos - I - prefer

b) likes - My - cars - Leonardo - friend

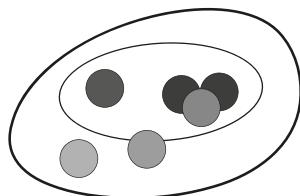
c) you - kitchen - like - sets? - Do

d) marbles - not - I - do - like

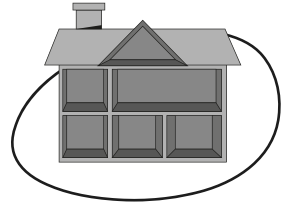
e) prefer? - toy - What - do - you

17. Answer each question.


a) Do you like marbles?



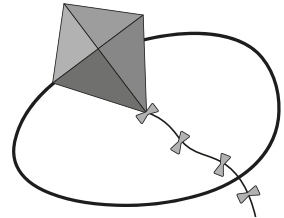
b) Do you like doll houses?




c) Do you like bikes?



d) Do you like kites?



e) Do you like dolls?



18. Complete this conversation. Use the words in the list below.

List: new bike - old doll - pretty ball - big teddy bear

Susan: Look, Wendy. This is my _____. It is my favorite toy. Do you like it?

Wendy: Yes, I do. I have a _____. I like it very much.

Susan: What is your favorite toy?

Wendy: I prefer my _____. I like my _____ very much too.

19. Complete the sentences.

- a) I like my _____.
- b) My favorite toy is _____.
- c) We play with my _____ on Saturdays.
- d) My friends play _____ after school.

20. Match column A with B. Write the dialogue between Braulio and Peter.

A

- a) Hi. Good morning
- b) What is your name?
- c) What toy do you prefer?
- d) Do you want to play with me?

B

- _____ I like skates.
- _____ Hello.
- _____ Yes, sure! Let's go and play
- _____ Peter.

Braulio: _____

Peter: _____

Braulio: _____

Peter: _____

Braulio: _____

Peter: _____

Braulio: _____

Peter: _____

21. Answer these questions.

- a) What is your favorite toy?

- b) Do you like dolls?

c) What toy do you prefer the kite or the kitchen set?

d) Do you prefer marbles or bicycles?

e) What toy do you prefer the ball or the kite?

f) What is your favorite toy?

22. Complete the minidiologue.

Lucy: _____

Susan: I like kitchen sets.

Lucy: _____

Susan: My favorite toy is the kite.

Lucy: _____

Susan: Yes, I like balls.

Lucy: _____

Susan: His favorite toy is the skate.

Lucy: _____

Susan: Her favorite toy is the doll house.

Lucy: _____

Susan: No, I do not like.

23. Interview four your friends about their favorite toys and fill the chart.

| Name | Age | Favorite color | Favorite pet and description | Favorite toy | Description of the toy |
|------|-----|----------------|------------------------------|--------------|------------------------|
| | | | | | |
| | | | | | |
| | | | | | |
| | | | | | |

- 24.** Now select one of your friends from the box and write a small paragraph.

- 25.** Read the paragraph to the class.



Listening

Pre-listening activities

26. Discuss in the group:
- a) What toys do girls prefer?
 - b) What toys do boys prefer?
 - c) Do you like puzzles?

Listening activities

27. Underline the toys mention in the reading.
- | | | |
|---------|------------|--------------|
| a) bike | d) scooter | g) a yo-yo |
| b) boat | e) train | h) music box |
| c) ship | f) ball | i) airplane |

After-listening activities

28. Let's sing together!
29. Listen to the song and sing with your friends.

Toys, toys, toys
 I love to share
 Toys, toys, toys
 Let's play together
 My name is Mike
 I am a boy

I like to play
I have many toys
I like to share
Let's play together
I have a ball, a ball
I have a train, a train
I have a ship, a ship
I have a plane, a plane
I have a car, a car
I have a boat, a boat
I have a bike, a bike
I have a robot, a robot
Toys, toys, toys
I like to share
Toys, toys, toys
Let's play together
My name is Jane
I am a girl
I like to play
I have many toys
I like to share
I have a doll, a doll
I have a house, a house
I have a Teddy, a Teddy
I have a puzzle, a puzzle
I have a book, a book
I have a music box, a music box
I have a yoyo, a yoyo
I have a fox, a fox
Toys, toys, toys
I love to share
Toys, toys, toys
Let's play together



Time to read!

Pre-reading activities

30. Show a picture of a toy and describe it.

a) Read the text and answer the questions.

"Children like to play!"

Children play everywhere! They like to play with different toys: yoyos, marbles, the rope, the kite, cars, kitchen sets and dolls. My friends Juan and Mike play marbles after school. Their marbles are blue, yellow, red, green and white. Alice likes to play dolls. Her dolls are beautiful. All my friends are very happy.

- Do children love to play with different toys?
- Do Juan and Mike like to play yo-yos?
- What color are their marbles?
- Are Juan, Alice and Mike fine?

b) Tell your friend some information you remember from the text.



To learn more

Use the pronoun **It** in singular for animals and objects

Example: This is my favorite toy. **It** is new.

I like my old bike. **It** is small.

Use the pronoun **They** in plural to refer to animals and objects.

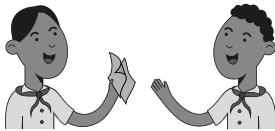
I have new marbles. **They** are red, blue and green

I have two dogs. **They** are small



Project work

31. Post a picture and describe your favorite toy.




Self evaluation

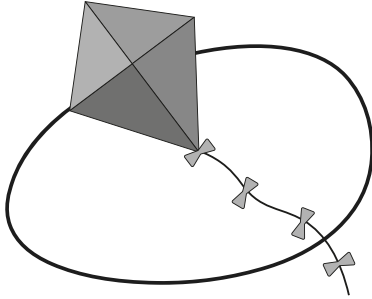
32. Write a paragraph using these questions.

- a) What is your name?
- b) How old are you?
- c) What is your favorite color?
- d) What is your favorite toy?
- e) Describe it.

33. Observe and describe the toys.



a) _____



b) _____

34. Read the sentences and draw the correct picture.

a) My favorite toy is the ball. My ball is big. It is black, yellow and blue.

b) I like dolls. My doll is beautiful. The doll is green, brown and red.

c) My bike is small. It is yellow and brown. I like my bike very much.

35.


This image shows a single sheet of white paper with horizontal ruling lines. The lines are evenly spaced and run across the width of the page. There are no margins, text, or other markings on the paper.

36. After I finish this unit:

| | Yes | No |
|--|-----|----|
| I can identify different toys. | | |
| I can talk about my favorite toy. | | |
| I can describe toys. | | |
| I can write a paragraph about my favorite toy. | | |
| I can talk about my preferences. | | |

UNIT 3

Jobs




En esta unidad aprenderás a:


- preguntar y responder sobre ocupaciones, y
- describir personas mediante oraciones sencillas (nombre, edad, ocupación, características físicas).



Breaking the ice

1. Observe the pictures and describe the people you see.





What's new

2. Look at the pictures again and follow the teacher's instructions.
3. Listen to the conversation and follow the teacher's instructions.



Conversation 1

Matthew and Emilio talk about their parents.

Emilio: What is your mother's occupation, Matthew?

Matthew: She is a doctor.

Emilio: How about your father? What is your father's occupation?

Matthew: He is an architect.



Conversation 2

Emilio has some photos of his family.

Emilio: Look, this is my father.

Matthew: He is very tall. Is your father a doctor?

Emilio: No, he is not. He is a plumber.

Matthew: What is his name?

Emilio: His name is William.

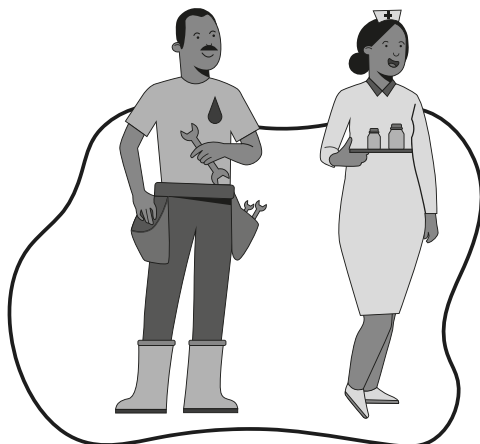
Matthew: Is this your mother?

Emilio: Yes, she is.

Matthew: What is her job?

Emilio: She is a nurse.

Matthew: She is pretty.



4. Practice the conversation with your partner.



Reflecting on language

5. Observe and reflect with your teacher.

The use of articles in English

| Article a (singular) | Article an (singular) | No article (plural) |
|----------------------|------------------------|------------------------|
| She is a teacher. | She is an electrician. | They are teachers. |
| He is a doctor. | He is an architect. | They are electricians. |
| She is a mechanic . | I am an engineer. | We are students. |

Reflect about the questions:

What is your job?
I'm a student.

What do you?
I'm a student.

What's her job?
She's a nurse.

What does she do?
She's a nurse.

What's their job?
They are doctors.

What do they do?
They are doctors.





Let's practice



Speaking

6. Observe the following pictures and tell your partner the occupations.





7. Now, practice this conversation.

A: What 's your father's job?

B: He is a _____.

A: What's your mother's job?

B: She is a _____.

8. Bring five pictures to your classroom and tell your partner the occupations of the people in each picture.

Game

9. Guess the occupation. A student mimic an occupation the rest of the team guess the occupation represented. The team who first get 7 points will be the winner.

Example: Are you ...?

10. Select a photo and bring it to class. Talk about the person in no less than seven sentences.



In black and white

11. Find nine jobs in the puzzle and write them in the box.

R S T N E D U T S
D R A C T O R S P
A S T Y U O E I A
P I L O T H S T I
T E A C H E R N N
T Y O E G M U E T
H D A U E B N D E
C A R P E N T E R

- carpenter
- pilot
- painter
- actors
- dentist
- teacher
- students
- nurse
- farmer

| | |
|--|--|
| | |
| | |
| | |
| | |

12. Bingo game. Circle the occupations you hear. Any time you get three in line. Say "bingo" and get 1 point.

| | | | |
|-----------|-----------|--------------|-------------|
| mechanic | architect | engineer | dentist |
| housewife | nurse | farmer | policeman |
| carpenter | doctor | pilot | artist |
| student | actress | electrician | plumber |
| actor | painter | cook | policewoman |
| dentist | teacher | veterinarian | dancer |

13. Complete the chart with a/an.

List: veterinarian / pilots / teacher / electrician / nurse /
mechanics / architect / painters / housewife / actor /
carpenters / engineer

a

an

14. Look at the pictures and select the correct answer.

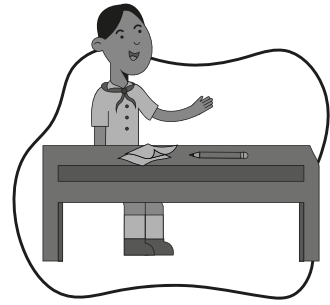
- a) ____ She is a teacher.
b) ____ She is a housewife.
c) ____ She is an actress.



- a) ____ He is a pilot.
b) ____ He is a mechanic.
c) ____ He is a painter.



- a) ____ He is a teacher.
 b) ____ He is a student.
 c) ____ He is a carpenter.



- a) ____ He is a painter.
 b) ____ He is a dentist.
 c) ____ He is a cook.



15. Organize the sentences correctly.

a) father plumber is Her a

b) sister My an is actress

c) is housewife Brenda's a mother

d) friend is My mechanic a

e) His is brother teacher a

16. Match column A with B and write the small conversations.

A

- a) My father is...
- b) What is your job?
- c) Is she a dentist?
- d) My sister...
- e) Are you a student?
- f) Is your mother a good...

B

- No, she is not.
- worker?
- a pilot.
- is a painter.
- I am an architect.
- Yes, I am.

- a) _____
- _____
- b) _____
- _____
- c) _____
- _____
- d) _____
- _____
- e) _____
- _____
- _____
- _____

17. Organize the letters and write the occupations.

- a) ESTTUDN _____
- b) SCTERAS _____
- What's your job? What is her occupation?
- I am a _____. She is _____.

c) HCTITEARC _____

What is his job?

He is an _____.

e) USHEEWOIF _____

What is her occupation?

She is _____.

d) ENRUS _____

What are their occupations


They are _____.


f) CTAOR _____

What is our occupations?

We are _____.

18. Observe the following pictures and write a sentence about the occupations they represent.








19. Complete the sentences. Use the information in the pictures.


a) This is my father.

He _____.



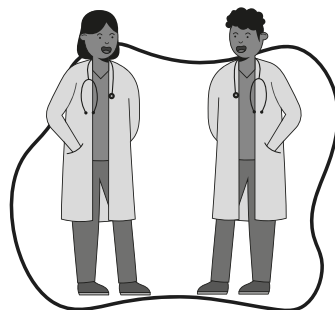
b) This is my friend Jania.

She _____.



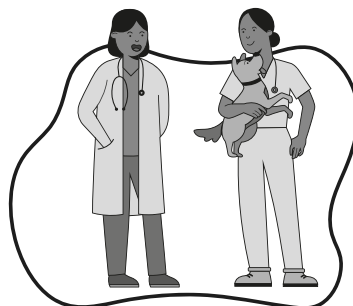
c) They are my brothers.

They _____.



d) Alice and Helen are my friends.

They _____.



e) Alina is _____.




20.

Look at the pictures and answer the questions.

a) What does she do?



b) What does he do?



c) What is his occupation?



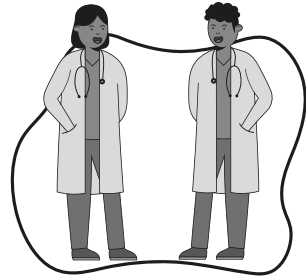
d) What is her job?



e) What do they do?



f) What do they do?



g) What's their occupation?



h) What is his job?





Listening

Pre-listening activities

- 21.** Test your memory. Mention an occupation beginning with the following letters

T D P C D

Example: V veterinarian

Listening activities

- 22.** Listen to the song and circle the occupations you hear.
carpenter-teacher-cook-doctor-nurse-artist-dentist-pilot

After-listening activities

- 23.** Listen to the song ***What do you do?*** and sing it with the group.

"What do you do?"

I'm a teacher

I'm a teacher

I'm a teacher

What do you do?

I'm a teacher

Everybody say you are A B C

A B C D E

What do you do?

I' m a doctor

I' m a doctor

I' m a doctor

What do you do?

I' m a doctor

Everybody listen to your heart bit

What do you do?

I'm a dentist

I'm a dentist

I'm a dentist

What do you do?

I'm a dentist

Everybody brush, brush, brush your teeth

What do you do?

I'm a carpenter

I'm a carpenter

I'm a carpenter

What do you do?

I'm a carpenter

Everybody bumps your hammer

What do you do?

I'm a pilot

I'm a pilot

I'm a pilot

What do you do?

I'm a pilot


Everybody flies your big, big plane.



Time to read!

Pre-reading activities

24. Describe the picture to your partner.



25. Read carefully!

"My family"

My name is Andy. My family is great! I love my family. I live with my parents, my grandparents and my siblings. My father's name is William. He is a doctor. He is forty years old. He is thin and tall. My mother's name is Ann. She is an architect. She is tall and young. My grandfather is an electrician and my grandmother, Lucy, is a nurse. I have two sisters and a brother. My sister Ana is 20 years old. She is a teacher. My sister Helen is three years old. She has many toys but she prefers her small doll. My brother Henry is seven years old. He loves his marbles. We are students. I'm nine years old. I have a bike. It is big. It is blue and red. My brother and I like our bikes very much. We play in the park on Saturdays.

26. Complete the chart with the information in the reading.

| Name | Family member | Job | Age |
|------|---------------|-------|-----|
| Ana | | | |
| | father | | |
| | | nurse | |
| | | | 7 |



To learn more

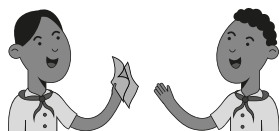
To form plural in English we add s or es.

Example: Pilot/pilots Actress/actresses



Project work

27. Prepare a poster with some occupations and show it to your class.



Self evaluation

28. Answer these questions:

- a) Who do you live with?
- b) How old are your parents?
- c) What do your parents do?
- d) How does your siblings look like?
- e) What is your favorite occupation?

29. Write about a member of your family.

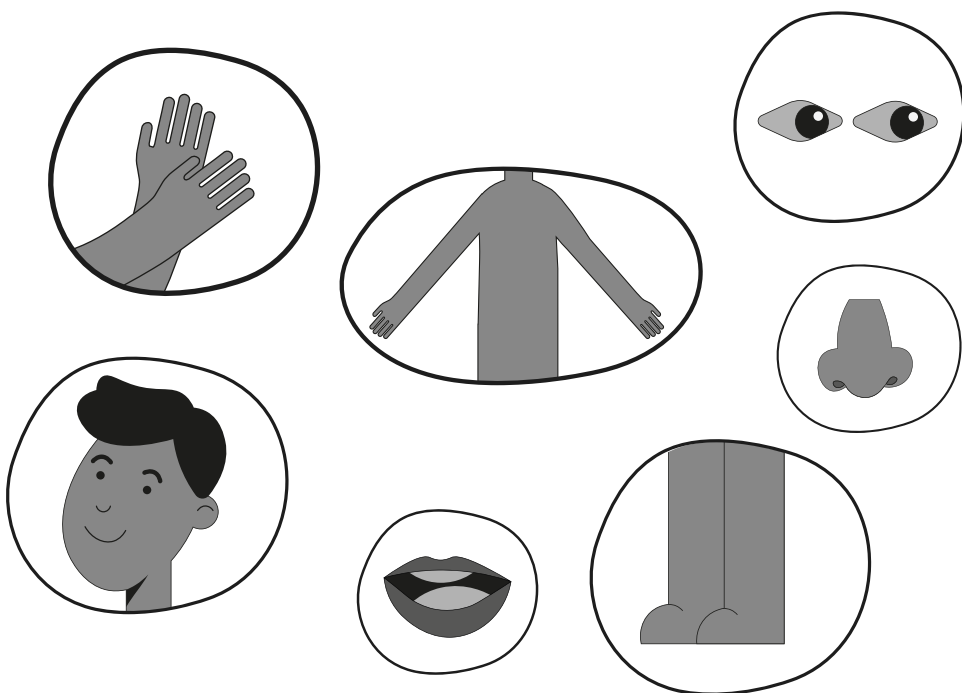
- 30.** Dictation. Listen to your teacher and write.

31. After I finish this unit:

| | Yes | No |
|--|-----|----|
| I can identify different occupations. | | |
| I can talk about occupations. | | |
| I can describe people. | | |
| I can write a paragraph about my family. | | |
| I can understand a short reading. | | |

UNIT 4

My body



En esta unidad aprenderás a:


- identificar las partes del cuerpo;
- cantar una nueva canción, y
- cumplir órdenes en inglés para ejercitar tu cuerpo.



Breaking the ice

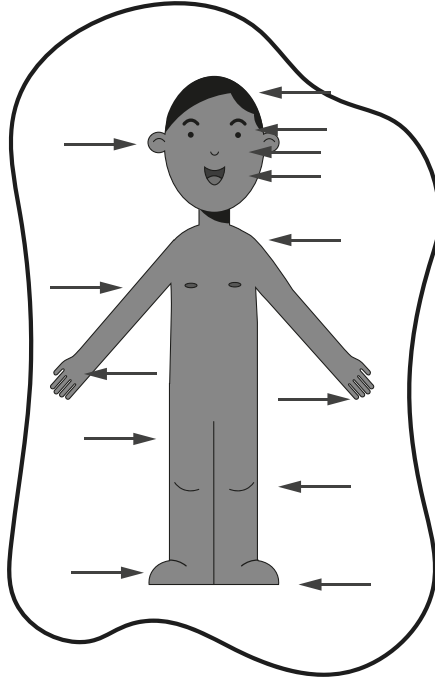
1. Look at this face. Can you draw a similar one?






What's new

2. Observe the picture and follow the teacher's instructions.



3. Listen to the following conversation and follow your teacher orders.



Albert is making a moppet for his art class.

Matthew: What is that, Albert?

Albert: It is a moppet for my art class

Matthew: Oh! It has big eyes and that is small head!

Albert: Yes, and the nose and the mouth are also big.

Matthew: Look at the legs! This moppet is funny.

Albert: Yes, it is really comic!



Reflecting on language

Opposites

| | |
|----------------|------------------|
| Big big eyes | Small small eyes |
| Tall tall man | Short short man |
| Long long legs | Short short legs |

Learn these expressions:

- Wash your hands.
- Raise your hand.
- Clap your hands.
- Touch your knees.
- Touch your toes.
- Move your fingers.
- Close your mouth.
- Close your eyes.
- Open your arms.
- Move your head.



Let's practice



Speaking

4. Practice the conversation with your partner.

A: Is that your dog? Very short legs!

B: Yes, it really has short legs

A: Is this your cat? Very small eyes!

B: Yes, _____

A: Is that your fish? Very big mouth!

B: Yes, _____

A: Is this your turtle? Very big body!

B: Yes, _____

A: Is this your doll? Very long hair!

B: Yes, _____

5. Draw in your notebook a funny body of a person and describe it to your partner.

6. Ask these questions to your partner:

a) Do you have a pet?

b) What is it like?

7. Describe your favorite animal to the class.



In black and white


8. Say: Yes, really...

No, not really...


a) Peter's hands are big.




b) Her hair is short.



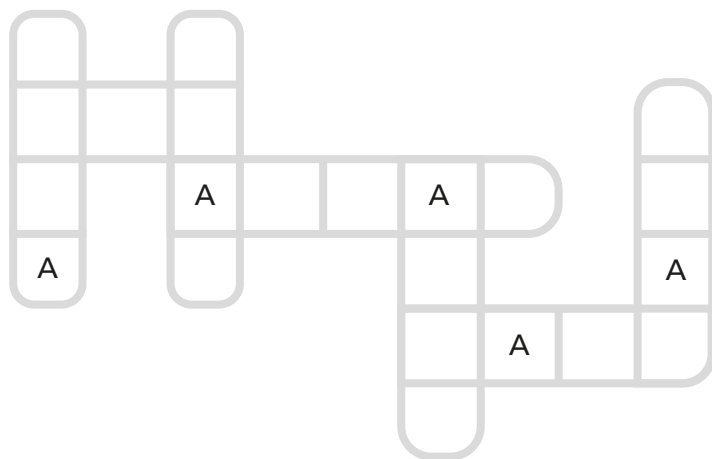
c) My dog has big ears.



d) The horse has small legs.



9. Find in the puzzle some parts of the body.



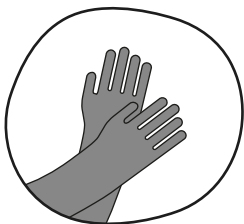
10. Identify and write some parts of the body.


- a) f _ _ _ _ s
- b) e _ _ s
- c) n _ _ e
- d) m _ _ _ h
- e) s _ _ _ _ _ s

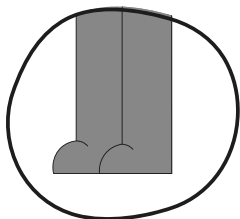
11. Organize the letters and you will find some parts of the body.

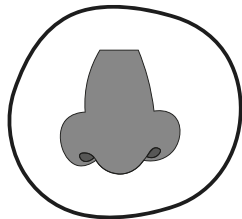
- a) g-e-s-l _____
- b) n-h-d-a-s _____
- c) e-a-d-h _____
- d) e-t-e-f _____
- e) r-m-a-s _____

12. Write the names of each part of the body.











13. Describe these animals.


a) The _____.




b) The _____.



c) The _____.



d) The _____.



Listening

Let's sing together!

Pre-listening activities

14. Draw a moppet and mention its parts.

Listening activities

15. Listen to the song and sing with your friends.
16. Select the parts of the body mention in the song.

____ Head
____ Arm
____ Ears
____ Toes

____ Mouth
____ Feet
____ Nose
____ Eyes

17. Complete the song and sing it again.

Head and shoulders

Head and shoulders knees and toes

knees and toes

Head and shoulder _____ and _____

knees and toes

_____ and _____ and mouth and nose

Head and shoulder knees and toes

knees and toes

_____ and _____ knees and toes

knees and toes

knees and toes...



Time to read!

Pre-reading activities

18. Mention your favorite animals. Describe one.
19. Read the text. Underline parts of the body.

"Animals"

Animals are very important. Some animals are beautiful. Some animals are ugly, but all animals are vital in nature. The lion is a big animal. The head is big and the legs are short. Crocodiles have big eyes. The mouth is big and the teeth are big, too. Elephants have the small eyes. Dogs are friendly and birds are pretty. It is essential to protect all animals.

20. Select the correct answers. Underline it.

a) The reading is about:

___ the Zoo ___ animals ___ dogs and cats

b) All animals are:

___ big ___ important ___ small

c) The reading describes:

___ two animals ___ one animal ___ five animals



To learn more

In English in a combination of adjective and noun the adjective is first and always in singular. The noun can be singular or plural (noun, sustantivo).

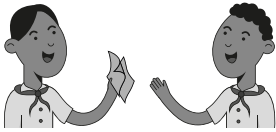
Example: **big** dogs **big** dog
 red books **red** book
 new toys **new** toy



Project work

21. Make a moppet and bring it to the class. Follow the instruction:

- Big head
- Long arms
- Big hands
- Small nose
- Small eyes
- Big ears
- Long legs




Self evaluation

22. Describe five animals of your preference

23. Dictation. Listen to your teacher and write.

UNIT 5

Review



En esta unidad aprenderás a:

- realizar conversaciones sencillas para expresar tus gustos y preferencias;
- describir personas, objetos y animales;
- realizar conversaciones integrando los contenidos estudiados;
- redactar textos sencillos, y
- leer textos sencillos.



Let's practice



Speaking

1. Practice with your partner.
 - a) Bring some pictures to your class.
 - b) Ask your partner to find out the occupation of the people in your pictures.
2. Team competition: Mimic an occupation the team will try to discover it by questions like the one in the example.
Example: Are you a carpenter?
3. Find out with your classmates all the information about occupations and fill the chart. Observe the question.

Is your _____ a musician?

| | |
|-------------|-----------------------------|
| Doctor | Alfred's father is a doctor |
| Doctor | |
| Nurse | |
| Teacher | |
| Mechanic | |
| Electrician | |
| Actor | |
| Actress | |
| Engineer | |
| Carpenter | |
| Policeman | |

4. You want to know some information about your partner and the family. Be ready to ask no less than eleven questions.
5. Describe in front of the class:
- a) Your family b) Your favorite toy c) Your pet



In black and white

6. Write the words from the list in the correct box.

List: mouth, green, orange, teacher, eyes, pen, arms, electrician, black, book, notebook, legs, blue, housewife, pencil, mechanic

| Occupation | Colors | Parts of the body | School objects |
|------------|--------|-------------------|----------------|
| | | | |
| | | | |
| | | | |
| | | | |

7. Read Tamara Robinson's card and complete the questions. Then practice with your partner.



- a) What is her last name? _____
- b) What is her job? _____
- c) How old is she? _____
- d) Where is she from? _____

Last name:

Robinson

First name:

Tamara

Country:

China

Job:

Teacher

Age:

25

8. Fill the form using your information.

| | | |
|---------------|---------------|------------|
| Name | | Age |
| Last name | | Occupation |
| Mother's name | Father's name | |
| Age | Age | |
| Occupation | Occupation | |
| Phone number | Phone number | |

9. Complete the following dialogue. Then practice it with your partner.

Peter: Hi. How are you?

Alice: _____

Peter: What's your name, please?

Alice: _____

Peter: Your name is pretty!

Alice: _____?

Peter: I'm 9.

Alice: What's your mother's occupation?

Peter: _____

Alice: What's your mother's name?

Peter: _____.

What's your father's job?

Alice: _____

Peter: Good-bye!

Alice: _____

10. Select three occupations you like for your future.

____ doctor

____ teacher

____ carpenter

____ actress

____ pilot

____ actor

____ nurse

____ engineer

____ mechanic

____ bus driver

11. Answer the following questions.

a) What is your name? _____

b) How old are you? _____

c) Who do you live with? _____

d) What's your favorite color? _____

e) What is your favorite toy? _____

f) How does your favorite toy look like? _____

g) What's your mother's job? _____

h) What's your father's job? _____

i) What's your favorite animal? _____

12. Write a small paragraph about your family.



Listening

13. Listen to the following song. After you listen to it twice, please, fill in the missing words in the blank spaces. Then sing it loud all together in class.

Let's _____ the Doo Doo Doo.

Shake your body as I do

Open your arms, clap your hands

Do _____ some _____

Shake your head, bend your legs

Stamp your feet

Then follow the beat.

That's good

Stand on your right foot

That is to _____ the Doo Doo Doo.



Time to read!

- 14.** Talk about a friend you have in other country.
a) Read carefully. Underline the occupations.

Canada. January 12, 2016

Hello, friends:

My name is Jack. I want to be your friend. I am 10 years old, I am tall, my eyes are green and my hair is black. I am a student; my school's name is Simón Bolívar. I take care of my school, books, notebooks and my pencils. I love my teachers and my school. My father is an architect and my mother is an engineer. I have many toys. I like to share but I prefer my new bike. I have a dog. It has long legs and big ears. I love my pet. How about you?

Love,
Jack.

b) Answer these questions:

- How old is Jack? _____
- Are Jack's eyes blue or green? _____
- What is his school's name? _____
- What are the school's objects mentioned in the letter? _____

- What's his mother's job _____

- What is his favorite toy? _____
- Does he have a cat or a dog? _____

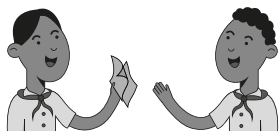
15. Match column A with column B.

A

- a) Jack is
- b) Jack takes care of
- c) His father is
- d) Jack loves
- e) Jack has
- f) His dog has

B

- ___ a new bike.
- ___ an architect.
- ___ his teachers.
- ___ a student.
- ___ long legs.
- ___ his books, pencils and notebooks.



Self evaluation


16. Dictation. Listen to your teacher and write.

17. After I finish this unit:

| | Yes | No |
|---|-----|----|
| I can talk about occupations. | | |
| I can describe people, objects and animals. | | |
| I can follow some instructions. | | |
| I can identify parts of the body. | | |
| I can write a paragraph about my family. | | |
| I can understand a short reading. | | |
| I can sing a new song by heart . | | |

UNIT 6

Nationalities



En esta unidad aprenderás a:

- identificar las diferentes nacionalidades;
- desarrollar breves conversaciones acerca del origen de las nacionalidades de las personas;
- redactar textos sencillos con una correcta correspondencia sonido-grafía, y
- cantar una nueva canción en inglés.





Breaking the ice

1. Tick (X) the English speaking countries.

___ Jamaica

___ Canada

___ Brazil

___ Bahamas

___ Cuba

___ Venezuela

___ The United States of America


___ Grenada St.

___ Kitts and Nevis

___ Mexico

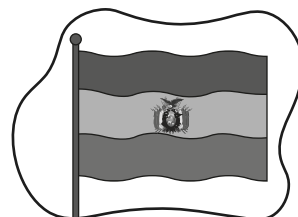



___ Trinidad and Tobago

2. Find in a map the English speaking countries selected in the previous above.



What's new

3. Identify the flags and follow your teacher's instructions:





4. Listen to your teacher and repeat:

| Country | Nationality | Country | Nationality | Country | Nationality |
|-----------|-------------|----------|-------------|---------|-------------|
| Cuba | Cuban | China | Chinese | Spain | Spanish |
| Brasil | Brazilian | Vietnam | Vietnamese | England | English |
| Bolivia | Bolivian | Japan | Japanese | | |
| Argentina | Argetinian | Portugal | Portuguese | | |
| Angola | Angolan | | | | |
| Jamaica | Jamaican | | | | |
| Russia | Russian | | | | |
| Germany | German | | | | |
| Italy | Italy | | | | |
| | | | | | |
| | | | | | |
| | | | | | |
| | | | | | |



Reflecting on language

Remember

| Singular | Plural | Singular | Plural |
|----------|----------|----------|---------|
| I am | We are | I'm | We're |
| You are | You are | You're | You're |
| He is | They are | He's | They're |
| She is | We are | She's | We're |
| It is | | It's | |

Nationalities in English

| -an | -ese | -sh | |
|---------|------------|---------|--|
| Cuban | Chinese | English | |
| Indian | Portuguese | Polish | |
| Mexican | Vietnamese | Spanish | |

Learn these questions:

Where are you from?

What nationality are you?




Let's practice



Speaking

5. Observe the flags:
 - a) Identify the countries.
 - b) Practice the conversation with your partner.




A: Where are you from?

B: I'm from _____.

A: What nationality are you?

B: I'm _____.



A: Where is he from?

B: He is from _____.

A: What nationality is he?

B: He is _____.




A: Where is she from?

B: She is from _____.

A: What nationality is she?

B: She is _____.



A: Where are they from?

B: They are from _____.

A: What nationality are they?

B: They are from _____.




A: Where are you from?

B: We are from _____.

A: What nationality are you?

B: We are _____.

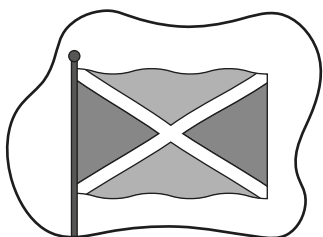


A: Where are Alice and Betty from?

B: They are from _____.

A: What nationality are you?

B: We are _____.



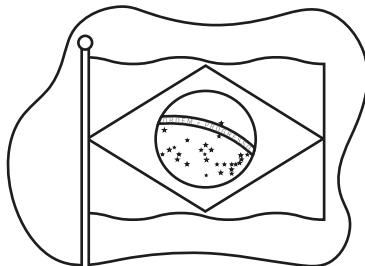
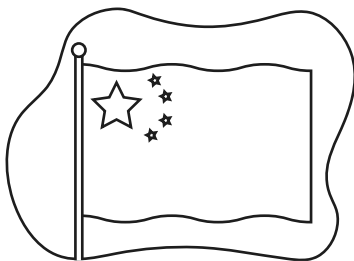
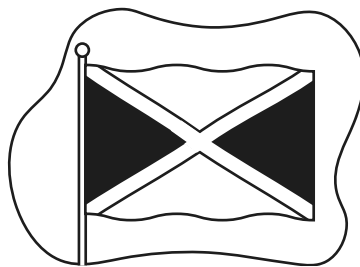

A: Where is Andy from?

B: He is from _____.

A: What nationality is he?

B: He is _____.

6. Color the flags and practice these questions with your teacher or your partner:
- What color is your flag?
 - What color is the flag of...? (country)



7. Match the countries and nationalities:

Country

England
Australia
Brazil
Canada
France
Italy
China
United States
Spain


Nationality

American
Spanish
Italian
English
Chinese
Australian
Canadian
Brazilian
French


8. Then practice with your teacher. Observe the example.

Example: He is from England. He is English.


9. Oral practice. Identify and color the flag and practice with your partner:



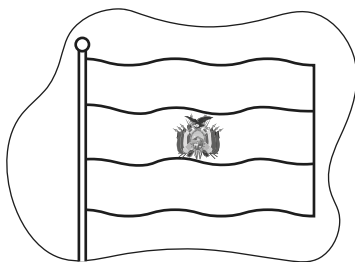
- Where is he from?
- What nationality is he?
- What color is his flag?



- Where is he from?
- What nationality is he?
- What color is his flag?



- a) Where is he from?
- b) What nationality is he?
- c) What color is his flag?



- a) Where is he from?
- b) What nationality is he?
- c) What color is his flag?

10. Practice with your partner. Observe the example.

- a) *Example:* This is my friend Alex. He is not Italian. He is French.

| | | |
|-------|------------|------------|
| Lee | Indian | Japanese |
| Ken | Portuguese | American |
| Pier | Ethiopian | Angolan |
| Paola | German | French |
| Lucy | Spanish | Australian |

- b) Write negative sentences.



Example:

Albert and Alfred are from France. They are not Italian.

- Susan and Rose are from Portugal. (Venezuelan)
- Ted and Bob are from Ecuador. (Brazilian)
- Leu and Joko are from China. (Japanese)
- Alice and Frank are from Canada. (English)

11. Identify the flags:

- a) Imagine you meet a friend from one of these countries. Create a conversation with your partner. Find as much information as possible.
- b) Dramatize the conversation for your classmates.

**In black and white**

12. Complete the following conversations. Practice it with your partner.

Andy: Hi. What's your name?

Karla: I'm Karla. What's _____?

Andy: My name _____ Andy. Where _____ you _____, Karla?

Karla: I _____ from Guyana. _____ you from?

Karla: _____ Grenada.

13. Complete the sentences. Use: am-is-are

- a) I _____ from Cuba.
- b) Alice _____ from Spain. She _____ Spanish.
- c) Frank is from USA. He _____ American.
- d) Pierre _____ from France. He _____ French.
- e) Lee _____ from China. He _____ Chinese.
- f) Maya and Katrina _____ from Russia. They _____ Russian.
- g) We _____ from Cuba. We _____ Cuban.

14. Complete the conversation and practice with your partner.

Alex: I'm Alex _____?

Pat: I 'm Pat.

Alex: How do you spell your name?

Pat: P-A-T.

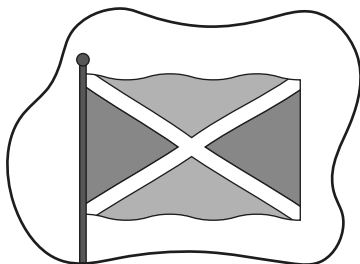
Alex: Where are you from?


Pat: _____. What nationality are you?

Alex: _____. Nice to meet you.

Pat: _____ too.

15. Observe the flags and write questions about nationality.









Time to read!

Pre-reading activities

- 16.** Observe the picture and talk about it.
- a) Underline the sentences related to nationality.

"I am from England"

My name is Mark. I am from England. My parents are from England too. My mother is a veterinarian and my father is an engineer. I love my flag. It has beautiful colors. It is blue, red and white. We live in Bridgton. Bridgton is a beautiful city. I am 9 years old. I have two brothers. I have a friend in another country. My friend's name is John. He is Brazilian. We like to play. He has a bike. It is his favorite toy. I have a scooter. It is new. We have pets. He has a cat and I have a dog. His cat is black and yellow. It has big legs. My dog is big. It is brown. It has a small nose.



After Reading Activities

b) Observe the model and write a paragraph about you.



Listening

Pre Listening

17. Do you like poems? What poems do you know?

Lee Yan is from China
Francisco from Spain

I am from Cuba
 We are good friends.
 Mario is Ethiopin
 Anna is from UK
 Ken Yu is Japanese
 We all like to play.
 Indian or Canadian
 Children from anywhere
 We are the future
 Our future will be great.


- a) Underline the nationalities you listen.
- b) Repeat the poem with your group.



Time to read!

17. Reading:

- a) Do you have a friend from another country? Give some information about your friend to the class.
- b) Read carefully the following paragraph.



"A friend from Jamaica"

This is my friend Alison. She is 8 years old. She is from Jamaica. She is Jamaican. She has a sister. Her name is Kate. She is a nurse. Her sister lives in France but she is from Jamaica too. Their parents are from Brazil. They are teachers at the University. They love their native country. Alison likes blue dresses, small toys and big dogs. She has a beautiful pet. It has big legs and small ears. It is black and white. It is a lovely dog. It looks beautiful in the pictures.

18. Answer the questions about the paragraph.

a) Where is Alison from?

b) What 's her sister's name?

c) What does her sister do?

d) What do her parents do?

e) Can you describe her pet?



To learn more

You can use a contraction to write sentences in English:

I am from Cuba. I'm from Cuba.

He is Italian. He's Italian.

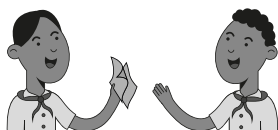
They are from Germany. They're from Germany.



Project work

19. Present to the class a poster with the photo and flag of someone from another country.

- a) Give as much information as possible.
b) Write a paragraph about your post.



Self evaluation

20. Select an athlete, an actor, an important personality and write a text in no less than four sentences.


21. Dictation. Listen to your teacher and write.

22. At the end of this unit:

| | Yes | No |
|--|-----|----|
| I can speak about people's countries and nationalities. | | |
| I can ask questions about people's origin. | | |
| I can read a short text about countries and nationalities. | | |
| I can write a paragraph about a person from another country. | | |
| I can say a poem. | | |
| I can identify the flag of different countries. | | |

UNIT 7

The way I dress




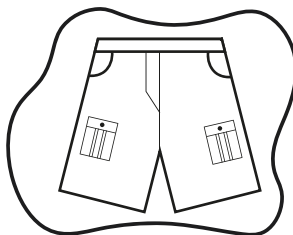
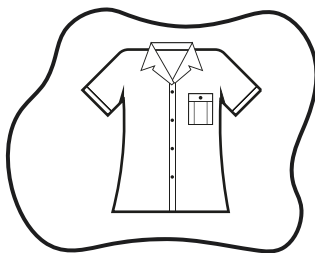

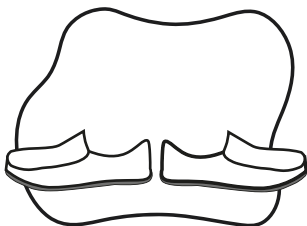
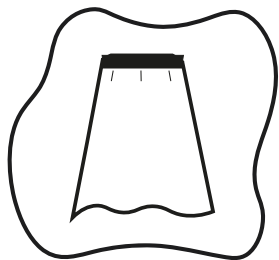
En esta unidad aprenderás a:

- identificar las prendas de vestir;
- preguntar y responder sobre las prendas de vestir;
- elogiar a otra persona, y
- realizar invitaciones.



Breaking the ice

1. Color the pictures with the colors you prefer.



What's new

2. Listen to the conversation and follow the teacher's instructions.

Conversation 1

Marcos: Anything interesting for Sunday?

Matthew: Not really.

Marcos: Well, this Sunday is my birthday party. Can you come?

Matthew: Oh! That's lovely. Thanks for the invitation!

Marcos: Please, join us!

Matthew: I'm happy for your party.



Matthew invites Marcos to:

- His sister's birthday.
- His brother's birthday.
- His birthday.

Conversation 2

At the party

Matthew: Hi, welcome to my birthday party.

Alice: Here is a present for you.

Matthew: Oh thanks. This is a lovely toy.

Alice: You have a lovely green shirt, you look very elegant.

Matthew: You look very pretty too. Your dress is beautiful.

Alice: Thanks. I like it very much. Pink is my favorite color.



3. Write true (V) or false (F):

- a) Mathew is happy with the present. ____
- b) The present is a pencil case. ____
- c) Matthew is wearing a green shirt. ____
- d) Alice is wearing a pink skirt. ____
- e) Alice and Matthew are elegant for the party. ____

Pronunciation! Listen and repeat after your teacher:

- Skirt
- Shorts
- Trousers
- Dress
- Shirt
- Blouse



Reflecting on language

The use of adjectives in English:

- Green shirt
- Small present
- New shirt
- Lovely toy
- Pink dress
- Beautiful party
- Elegant blouse
- Delicious cake

Learn these expressions:

- You look beautiful!
- You look good in red!
- What a lovely dress!
- Can you come to my party?
- Please, join us!



Let's practice



Speaking

4. Compliment your partner. Observe the examples.

Example 1: What a lovely blouse!

- | | |
|-------------|-----------|
| a) Skirt | d) Shirt |
| b) Trousers | e) Shorts |
| c) Dress | |

Example 2: You look good in red!

- | | |
|-----------|----------|
| a) Blue | d) Pink |
| b) White | e) Green |
| c) Yellow | |

5. Tell your group information about your favourites.

Example: I like red skirts.

- a) Blouse
- b) Shorts
- c) Socks
- d) Jeans
- e) Dress skirts
- f) Pullovers
- g) Shoes

6. Observe the conversation:

Alice: You have a lovely green shirt, you look very elegant.

Matthew: You look very pretty too. Your dress is beautiful.

Alice: Thanks. I like it very much. Pink is my favorite color.

- a) Practice with your partner. Substitute the element in black.
- b) Dramatize in front of the class.

7. You have a party, invite a friend. Follow the example.

Example: **A:** I have a party. Do you want to come?

B: That's a good idea. Thank you for the invitation.

- a) You have a camping. Invite your friend.
- b) You have a picnic. Invite your friend.
- c) You have a competition. Invite a friend.

8. You go to a friend birthday party. Bring a present and compliment your friend for the new clothes.

9. You meet a new friend from Canada. Ask some questions, invite your friend to an activity.

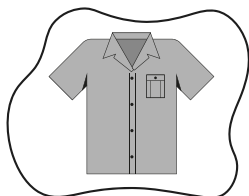


In black and white


10. Draw the clothes mentioned.

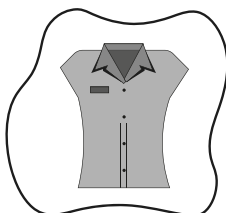
- a) Pink dress
- b) Blue shorts
- c) Brown trousers
- d) Yellow skirt
- e) Purple blouse

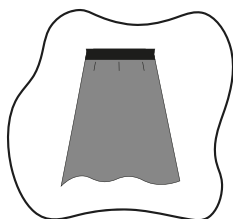
11. Write the names of the items of clothing.











- 12.** Write a compliment. Observe the examples.

Example: Rose, what a lovely skirt!

Alexia, you look good in your new skirt!

- a) Elegant blouse
- b) Pretty t-shirt
- c) White dress
- d) Blue shirt
- e) New shorts

- 13.** Order the words to form sentences.

- a) white - lovely - is - blouse - That
- b) trousers - beautiful - Your - red - are
- c) elegant - red - My - is - dress - very
- d) very - skirt - Her - is - gray - pretty


- 14.** Select the clothes for each occasion.

- a) A party at school. _____
- b) A picnic _____
- c) Sports competition _____
- d) Camping with your family. _____
- e) An important event _____

15. Look at the pictures and then write what they are wearing.



a) What is Mike wearing?



b) What is Mary wearing?



c) What is Sara wearing?



Listening

16. Test your memory:

- a) Clap your hands
- b) Raise your hand
- c) Stamp your feet
- d) Close your eyes
- e) Touch your knees

17. Listen to the song and select the words and expressions you hear:

- a) Happy ____ e) Feet ____
 b) Clap ____ f) Raise ____
 c) Hands ____ g) Stamp ____
 d) Legs ____

18. Listen to the song again and sing it with your group.

"If you're happy and you know it"

(This song has gestures, so move along as you sing)

If you're happy and you know it, clap your hands.

If you're happy and you know it, clap your hands.

If you're happy and you know it, and you really want to show it.

If you're happy and you know it, clap your hands.

If you're happy and you know it stamp your feet.

If you're happy and you know it stamp your feet.

If you're happy and you know it, and you really want to show it.

If you're happy and you know it, stamp your feet

If you're happy and you know it, shout hurray

Hurray

If you're happy and you know it, shout hurray

Hurray

If you're happy and you know it, and you really want to show it

If you're happy and you know it, shout hurray

Hurray

If you're happy and you know it, clap your hands

Stamp your feet

Shout hurray "Hurray"


If you're happy and you know it, and you really want to
show it
If you're happy and you know it, clap your hands
Stamp your feet
Shout hurray "Hurrray"



Time to read!

19. Underline the words related to a birthday party:

happy-school bag-present-friends-electrician-invitation



"Alice's birthday"

Alice is very happy. Today is her birthday party. She is 10 years old. She has invitations for many friends. The party is in a park. She has a very beautiful yellow skirt and a white blouse. They are new. She looks very pretty. She has in her hands a present from her mother. The present is a big Teddy bear. She loves it. Her cousin from Spain is at the party. He is very elegant in his white shirt. He has a present for her. It is a big doll. They are very happy.

20. Read again and say true (T) or false (F):

- a) It is an important day for Alice. ____
- b) Alice is 10 years old. ____
- c) The Teddy bear is small. ____
- d) Her cousin is Italian. ____
- e) They are fine. ____



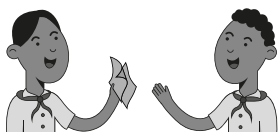
To learn more

The words trousers, shorts and pants are always plural in English



Project work

21. Prepare an album with pictures of clothes. Present and describe it to your group.



Self evaluation

22. Write a text to invite a friend to your party.

23. Dictation. Listen to your teacher and write.

24. After I finish this unit:

| | Yes | No |
|-----------------------------------|-----|----|
| I can talk about clothes. | | |
| I can complement a person. | | |
| I can make an invitation. | | |
| I can understand a simple text. | | |
| I can sing a new song in English. | | |
| I can write a small invitation. | | |

UNIT 8

Let's practice



En esta unidad consolidarás lo que has aprendido y podrás:


- expresar tus gustos y preferencias sobre tus juguetes y mascotas;
- describir personas, objetos y animales;
- realizar conversaciones sencillas sobre ti, tu familia y otras personas;
- ofrecer información sobre el origen y las nacionalidades de las personas y sus ocupaciones;
- elogiar a otras personas;
- realizar una invitación;
- leer textos sencillos, y
- recordar las canciones aprendidas.



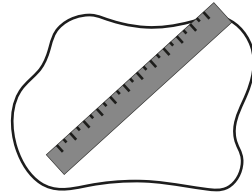
Breaking the ice

1. Match the description with the pictures.


a) Big dog



b) Small cat



c) Lovely blouse




d) Long ruler



e) Cuban flag



f) Black dress





Speaking

2. Select a country and draw the flag. Suppose you are at the airport. Imagine a conversation with your partner. Dramatize it in front of the class.
3. Work in teams. Ask about the jobs of member of the family in your team. Report the information to the class.
4. Prepare a conversation following the instruction: You have a birthday party. Invite your friend.
5. Work in groups:

You are a tourist guide. You have five visitors from different countries.

Ask their names.

Ask their nationalities.

Ask about their jobs.

6. Imagine you are in the park and you meet a child from another country. Prepare a conversation with your partner. Dramatize it in front of the class.



In black and white

7. Observe the puzzle and find.
 - a) Three clothes
 - b) Three jobs
 - c) Three parts of the body
 - d) Three colors

| | | | | | | | | | |
|---|---|---|---|---|---|---|---|---|---|
| I | A | C | T | O | R | T | V | P | H |
| N | S | H | O | E | S | R | R | I | W |
| U | H | T | Q | Y | T | O | E | L | H |
| R | I | Q | U | E | P | U | D | O | I |
| S | R | E | T | D | E | S | S | T | T |
| E | T | I | M | E | Y | E | P | W | E |
| P | I | N | K | E | A | R | S | Z | M |
| M | O | U | T | H | I | S | T | A | O |

8. Circle the word that is not from the group.

- a) plumber-doll-kite-ball
- b) farmer-mechanic-yellow-teacher
- c) nose-yoyo-head-mouth
- d) ears-blouse-skirt-shirt
- e) English-Cuban-Portuguese-arms

9. Group the words from the list:

List: yellow-shirt-marbles-Cuban-nurse-policeman
american-red-yoyo-socks-Canadian-trousers-violet
German-green-carpenter-electrician-skate-bike-dress

- a) Colors _____
- b) Occupations _____
- c) Clothes _____
- d) Toys _____
- e) Nationalities _____

10. Organize the letters to form the words.

- a) louesb _____ an item of clothes
 b) nbauc _____ a nationality
 c) masr _____ a part of the body
 d) ydsut _____ an activity you do at school
 e) etarehc _____ an occupation

11. Organize the sentences to form a dialogue. Provide the necessary answers then practice with your partner.

- a) student - I - am - a.
 b) occupation - is - What - your?
 c) name - What - your - is?
 d) Nancy - My - is - name.

12. Match the elements in column A with the elements in column B.

A

- What's your name?
 What nationality are you?
 What's your favorite toy?
 What a lovely dress!
 Do you like marbles?

B

- ____ I am from Cuba.
 ____ I prefer dolls.
 ____ My name is Ana.
 ____ I am a doctor.
 ____ Thanks

13. Ana and Bob are new friends. Complete their conversation.

Ana: How are you Bob?

Bob: _____, thank you. _____?

Ana: I'm very well, thanks. Bob, this is my new bike.

Bob: _____!!! It is really beautiful.

Ana: _____?

Bob: I prefer my scooter. I have a _____ scooter.

Ana: _____?

Bob: Yes, that's a good idea. Thanks for the invitation.

Ana: _____. Good bye.

Bob: Good bye.

14. Complete the conversation and practice the conversation with your partner.

List: practice sports-nationality-wear-at school-blouse
Cuban-white

Alfred: Is that your father? What does he do?

Bet: _____.

Alfred: Is your mother a veterinarian?

Bet: Yes, she is _____. What are your parents jobs?

Alfred: My mother _____ and my father.

Bet: Oh, the teacher is here.

Alfred: Let's open our books.

15. Answer the questions:

What's your name? _____

What is your nationality? _____

What's your favorite color? _____

Where are you from? _____

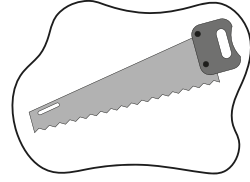
What do you do at school? _____

What toy do you prefer? _____

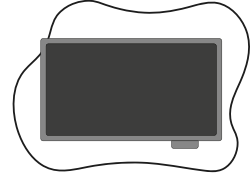
What do your parents do? _____

16. Relate the picture with the job:


a) Veterinarian



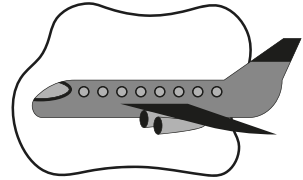
b) Nurse



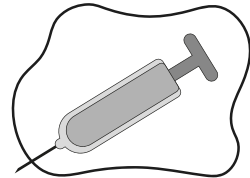
c) Carpenter



d) Teacher



e) Pilot



Listening

17. Listen to the song your teacher has for you and sing it with your group.

"Teddy bear, Teddy Bear"

This nursery rhyme has lots of actions so make sure you follow along to make it even more fun!

Teddy bear, teddy bear, Turn around!

Teddy bear, teddy bear, Touch the ground!

Teddy bear, teddy bear, Jump up high!

Teddy bear, teddy bear, Touch the sky!

Teddy bear, teddy bear, Bend down low!


Teddy bear, teddy bear, Touch you toes!

Teddy bear, teddy bear, Turn out the light!

Teddy bear, teddy bear, Say good night!



Time to read!



"My Teacher"

Hello. My first name is Albert and my last name is Brown. I am a young teacher. I am twenty years old. I am from Canada but I live in Cuba. I live with my parents and my two brothers. I have a big bike and many video games. My brothers love kites and skates. My mother's name is Susana. She is fifty-three years old. My father's name is Paul. My brothers are 11 years old. They are students. We are a happy family. We have a pet. It is a small cat. It is white and black. I like to live in Cuba.

18. Read the sentences and write them in the correct box.

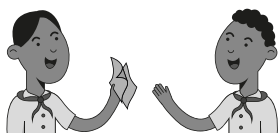

- a) Albert is a pilot.
- b) Albert is young.
- c) Albert's mother is a veterinarian.
- d) Albert lives with his family.
- e) Albert has a sister.
- f) Albert's father has a bike.
- g) The family has a dog.
- h) Albert likes video games.
- i) Albert's brothers have a big kit.

| True | False | No information |
|------|-------|----------------|
| | | |
| | | |
| | | |



Project work

19. You have a birthday party, prepare a lovely invitation for your friend.



Self evaluation

20. Answer these questions.

- a) What is your name? _____
- b) How old are you? _____
- c) What is your school's name? _____
- d) What do you do? _____
- e) What is your mother's occupation? _____
- f) What's your father's job? _____
- g) What is your favorite color? _____
- h) Can you describe your favorite toy? _____
- i) Can you describe your favorite animal? _____
- j) What is the name of your teacher of English? _____

21. Write a text about your family in no less than 10 sentences.

22. Dictation. Listen to your teacher and write.

At the end of 4th grade I can:

| | Yes | No |
|---|-----|----|
| I can talk about jobs. | | |
| I can talk about my toys. | | |
| I can speak about people's countries and nationalities. | | |
| I can talk about parts of the body. | | |
| I can identify the flag of different countries. | | |
| I can talk about my clothes. | | |
| I can make invitations. | | |
| I can talk about my preferences. | | |
| I can write a paragraph about my family. | | |
| I can understand a short reading. | | |
| I can sing more than three song by heart. | | |

